




# STEICO *multi UDB*

LSDODLGLDDPVVDGDLPHPEDDSDODLGL  
PHPEDDLVRRGDRVSDNORDV

Sandarinio sistema „STEICO“  
izoliaciniamis sprendimams




## REKOMENDUOJAMA NAUDOJIMO SRITIS

ermetizavimas su „STEICO“  
rekonstrukcijos sprendimams

laikinas apdailinimas stogų palapimams  
DIN EN 12667 o ietaisomais  
8%LU8%LGHDOLDLWLNDDMLHPV  
SDVVDWDPVLUDWDMLLPL  
DUDPVSUDODLGLNORMLLPHPEUDD



Apildom informacijai ir naujoms informacijoms  
statybos srityje, apsilankykite mūsų internetinėje svetainėje [www.steico.com](http://www.steico.com)



### | STEICOmultiphase UDB PRISTATYMO FORMOS STEICO

Ritinio plotis [m]	Ritinio ilgis [m]	Ritinio plotas [m <sup>2</sup> ]	Ritinio svoris [kg]
1.50	50	75	Apytiksliai 13

### | STEICOmultiphase UDB TECHNINĖS CHARAKTERISTIKOS



#### | MEDŽIAGA

3-jų sluoksnių, funkcinis iš abiejų pusių sustiprintas sluoksnis su PP neaustine audiniu

#### | SANDĖLIAVIMAS/TRANSPORTAVIMAS

Store STEICOmultiphase UDB in a dry location so that it is protected against dirt, sunlight and wet conditions

Production and labelling	EN 13859-1
Fire behaviour	Class E according to EN 13501-1
Weight per unit area	170 g/m <sup>2</sup>
s <sub>d</sub> value:	0.02 m
Temperature resistance:	-40 °C to +80 °C
Max. tensile force, longitudinal/transverse [N/5 cm]	290/210
Elongation at maximum tensile force, longitudinal/transverse [%]	50/90
Tear resistance, longitudinal/transverse [N]	220/280
Resistance to water penetration:	W1
Resistance to water penetration after ageing	W1
Classification ZVDH (Central German Roof Trader Association):	UDB-A, USB-A
Outdoor exposure:	Up to 3 months
Suitable as a temporary roof cover	Up to 4 weeks
Resistance to air penetration	≤ 0.02 m <sup>3</sup> /m <sup>2</sup> × h according to EN 12114
Roof pitch	≥ 14° depends on standard roof pitch of the roof covering

### | PROCESSING STEICOmultiphase UDB

- Lay the membrane or sheet so that the printed side is facing the fitter
- Lay the membrane or sheet parallel to the eaves starting with an overlap of at least 10 cm
- Fix the membrane or sheet in place solely within the overlap area (e.g. clips)
- Activate the longitudinal self-adhesive areas by removing the protective strip only after the membrane or sheet has been fixed in place

#### The following also applies when used as an airtight membrane:

- Ensure flush-mounted bay insulation (no cavities may exist under the STEICO multi UDB)
- Sufficiently thick insulation covering with STEICOspecial/STEICOspecial dry and STEICOuniversal/STEICOuniversal dry must be carried out; For additional details, see "Konstruktionsheft Steildach" (Inclined roof construction booklet)
- Component joints and penetrations must be made in an airtight manner by means of STEICO system accessories
- Additional information can be found in the separate processing instructions for STEICOmultiphase UDB

Your STEICO specialised dealer: